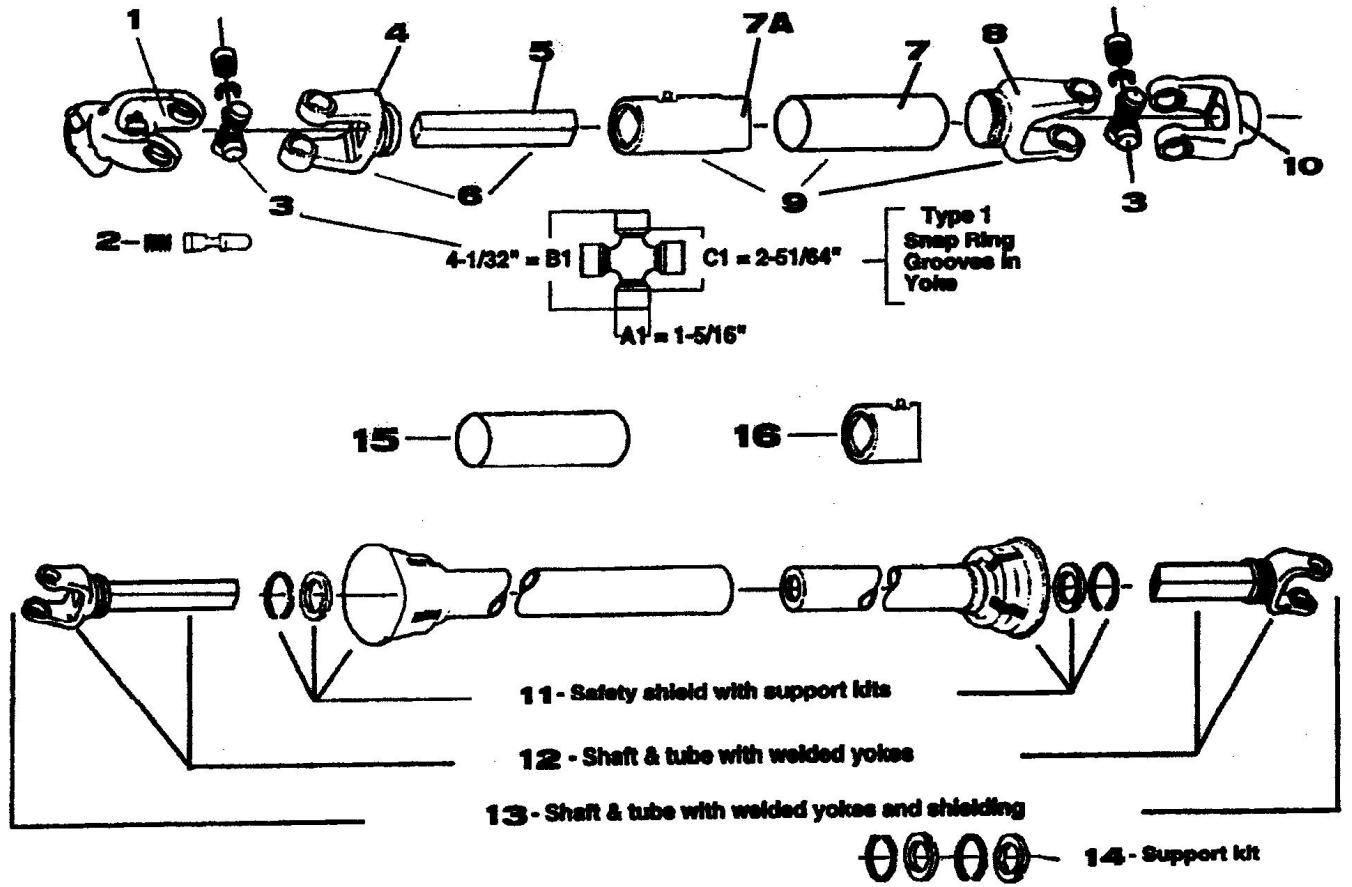


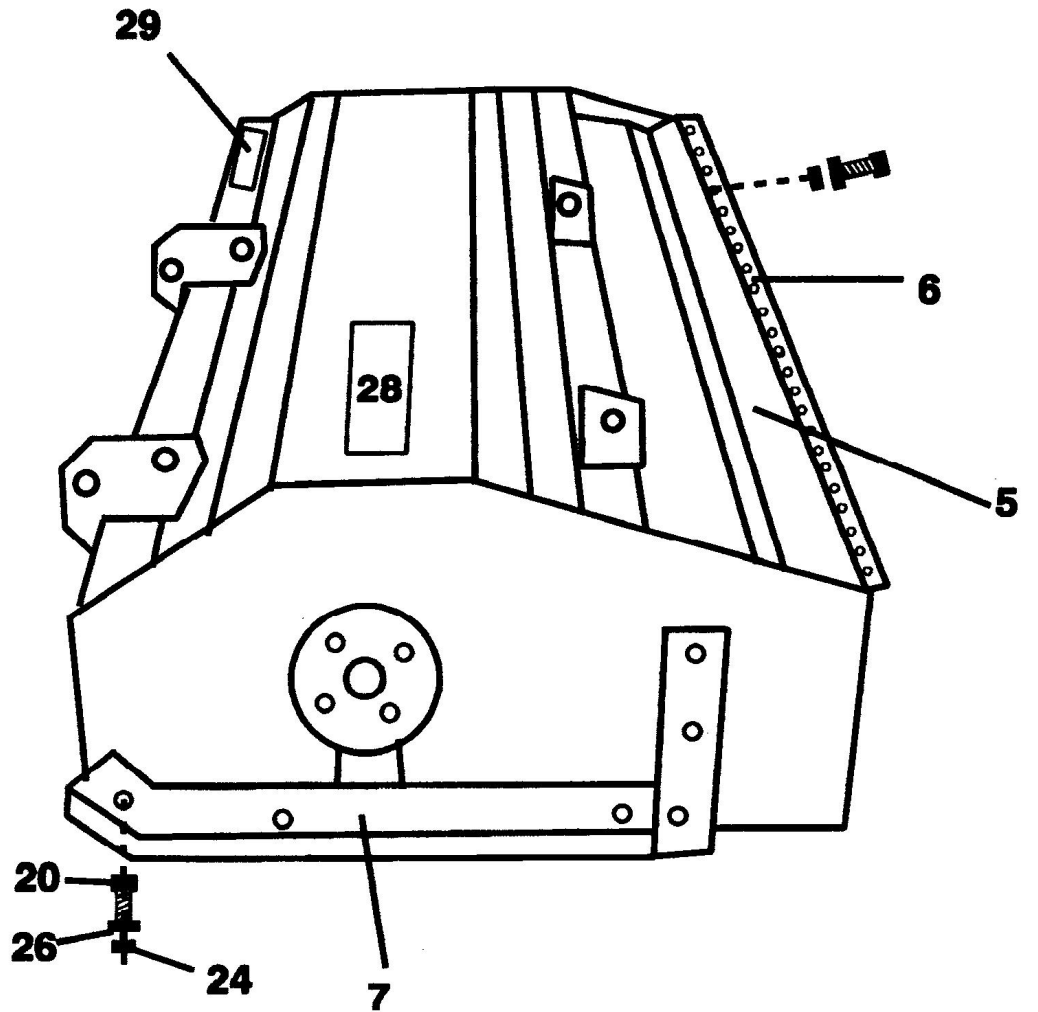
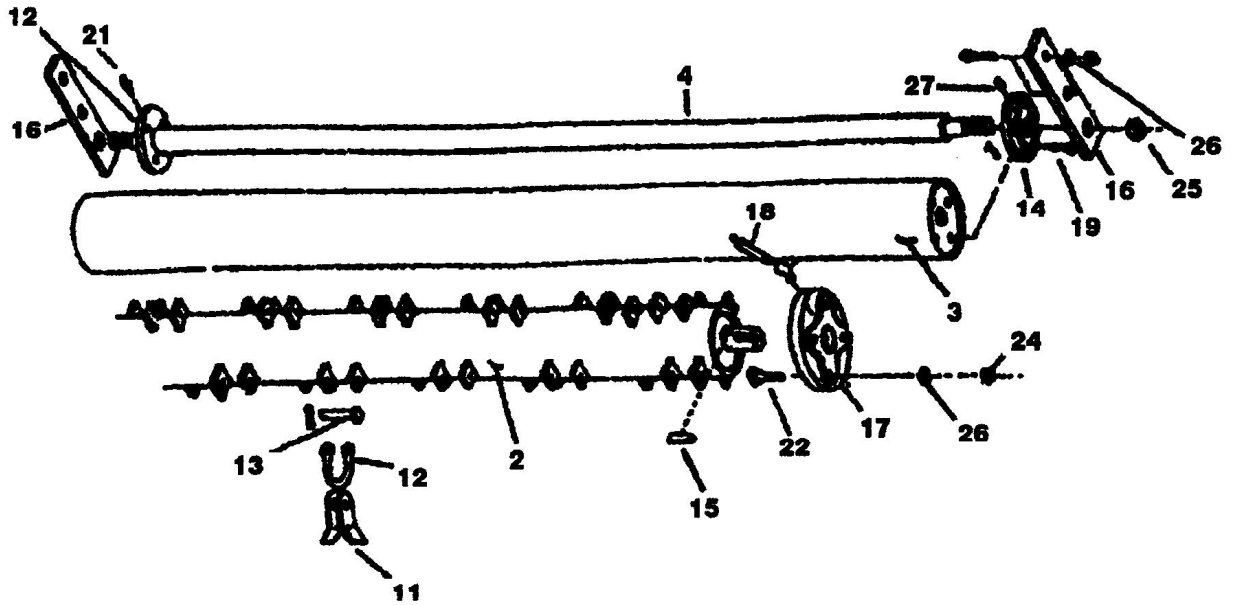
PTO Drive Shaft
 90" and 102" Three Point Offset Flail
 Figure 1



PTO Drive Shaft
90" and 102" Three Point Offset Flail

REF NO	PART DESCRIPTION	REQUIRED	PART #
1.	tractor yoke 1 3/8" spline	1	44N220-20
2.	quick disconnect kit for yoke 4N-220-20	1	QD-K4
3.	cross and bearing kit type	2	CBAN44
4.	weld yoke for male shaft	1	44NWY2100
5.	Male shaft only	1	SQS44N
6.	male shaft and yoke (4 & 5)	1	44N48M
7.	female tube only	1	RDT44N
7A.	slip sleeve 1 5/16" x 1 5/16"	1	SLS44N
8.	welded yoke for 2 1/2" OD-female	1	44NWY2200
9.	female tube with slip shaft	1	44N48F
10.	yoke for 1 1/2" round shaft	1	44N246
11.	safety shield with support kit	1	44NSS48P
12.	shaft and tube with welded yoke	1	44NSS48P
13.	shaft and tube with welded yoke & shield	1	44N48WMS
14.	shield support kit	1	44NNB4
15.	shaft 1 1/2" D-10 1/2" L W 3/8 key way full length-thru gear case	1	MMP-10-75
16.	locking collar 1 1/2"	1	S1108KT

Cutter Assembly
90" and 102" Three Point Offset Flail
Figure 2



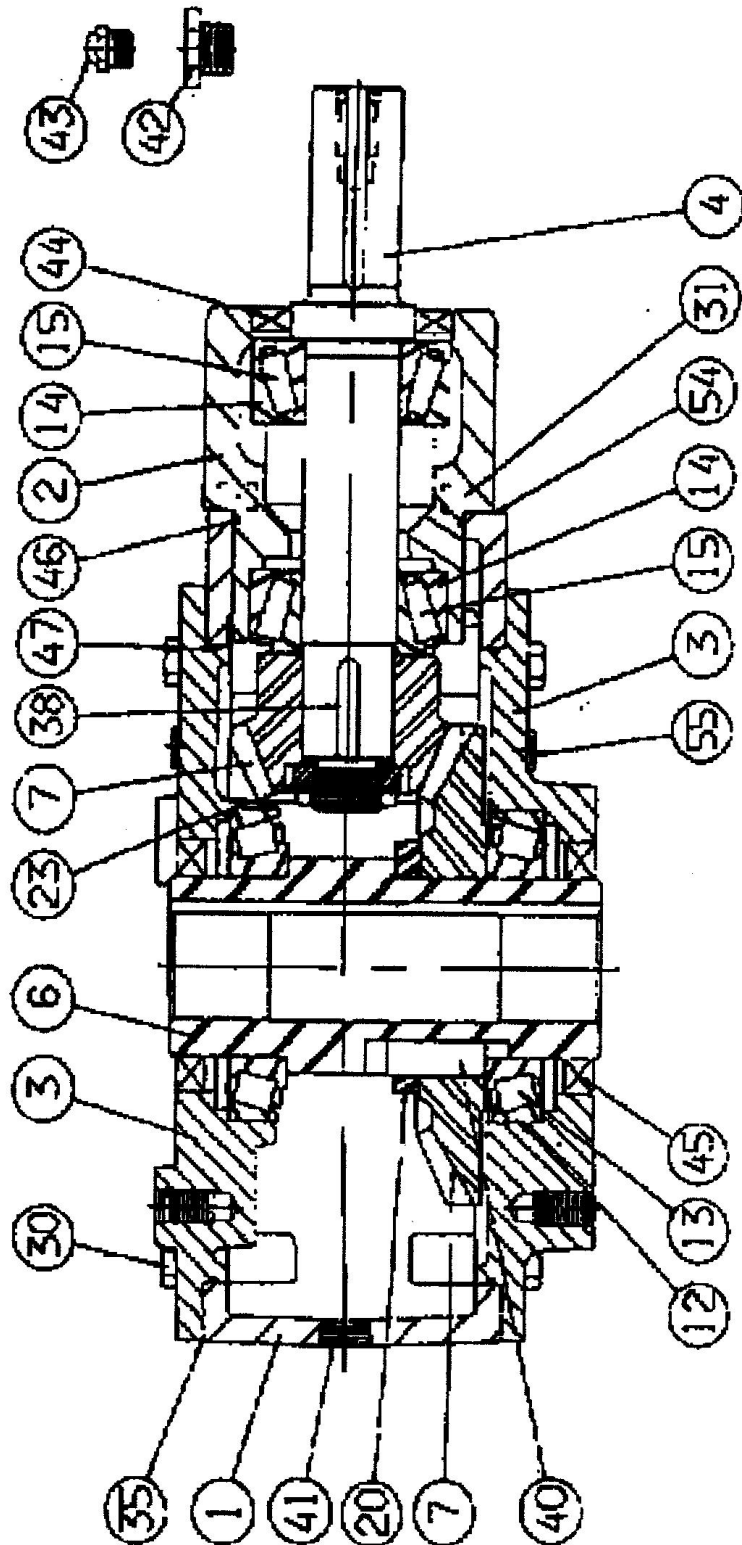
Cutter Assembly
90" and 102" Three Point Offset Flail

REF NO	PART DESCRIPTION	REQUIRED	PART #
1C.	housing assembly 90" flail	1	MM1000C
1D.	housing assembly 102" flail	1	MM1000D
2C.	cutter shaft 90" flail	1	MMF1102
2D.	cutter shaft 102" flail	1	MM1002D
3C.	roller 90" flail	1	MM1003C
3D.	roller 102" flail	1	MM1003D
4C.	roller tie rod 90" flail	1	MM1004C
4D.	roller tie rod 102" flail	1	MM1004D
5C.	deflector flap 90" flail	1	MM193-1
5D.	deflector flap 102" flail	1	MM193-2
6C.	flap bar 90" flail	1	MM1029C
6D.	flap bar 102" flail	1	MM1029D
7	skid shoe holder left (all sizes)	1	MMF1017L
8.	skid shoe holder right (all sizes)	1	MMF1017R
9.	replaceable wear plate left (all sizes)	1	MMF1018L
10.	replaceable wear plate right (all sizes)	1	MMF1018R
11C.	knife 90"	96	MMF1019
11D.	knife 102"	104	MMF1019
12C.	knife mounting clevis 90"	48	MMF1021
12D.	knife mounting clevis 102"	52	MMF1021
13C.	knife mounting pin 90"	48	MMF1020
13D.	knife mounting pin 102"	52	MMF1020
NS	7/16" bolt in place of pin 90"	48	MMF1021B
NS	7/16" bolt in place of pin 102"	52	MMF1021B
NS	7/16" nut used with MMF1021B 90"	48	MMF1021N
NS	7/16" nut used with MMF1021B 102"	52	MMF1021N
14.	flange BRP 1 3/8"	2	MM1022
15.	key 1/2" x 3/8"	1	MM1025
16.	roller height adjustor (all sizes)	2	MM1024
17.	flange bearing 2 3/16" (all sizes)	2	MM1018

The following items are used in the indicated quantities on all sizes

18	Grease Zerk 1/8" Straight	2	Std. Hdw.
19	Capscrew 3/8" x 1 1/2" NC	13	Std. Hdw
20	Capscrew 7/16" x 2" NC	8	Std. Hdw
21	Capscrew 1/2" x 1 1/2" NC	12	Std. Hdw
22	Capscrew 1/2" x 1 3/4" NC	11	Std. Hdw
23	Capscrew 1/2" x 2" NC	8	Std. Hdw
24	1/2" NC Nut HEH	31	Std. Hdw
25	Hexnut (Wylock) 1 1/8	2	Std. Hdw
26	Lockwashers 1/2"	31	Std. Hdw
27	Grease Zerk 1/8"pt	4	Std. Hdw
28	Decal-" MOW MASTER "	1	Std. Hdw
29	Decal-"Caution"	1	Std. Hdw

Gear Box
90" and 102" Three Point Offset Flail
Figure 3

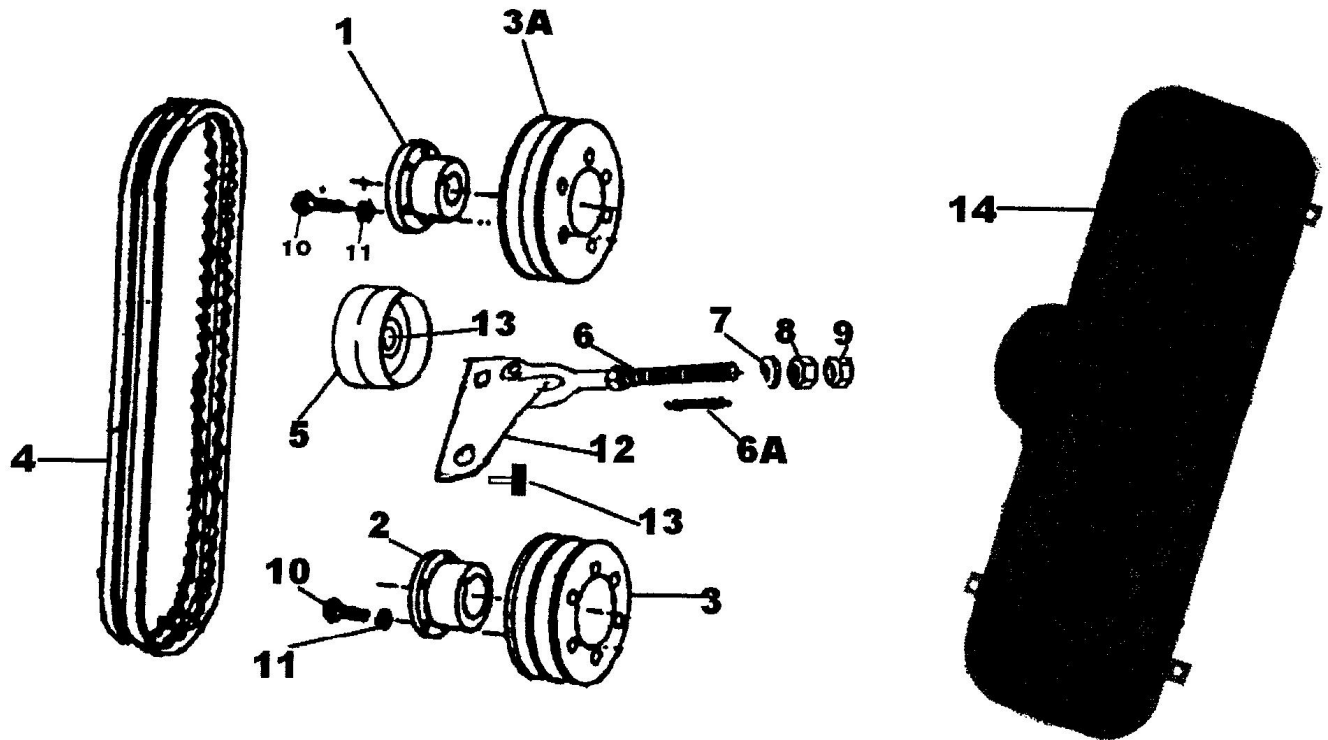


Gear Box
90" and 102" Three Point Offset Flail

REF NO	PART DESCRIPTION	REQUIRED	PART#
1.	housing	1	MM04922-0790
2.	housing pinion	1	MM04920-0790
3.	gear side	1	MM00503-077
3B.	gear opposite side	1	MM00504-077
4.	shaft pinion 3.781 ratio	1	MM04921-0790
6.	1 ½" bore sleeve output	1	MM04917-0790
7.	gear set 3.781 ratio	1	MM04991-0790
12.	cup bearing	2	MM58-004
13.	cone bearing	2	MM68-004
14.	cup bearing	2	MM58-138
15.	cone bearing	2	MM68-210
23*	nut pinion	1	MM14-004
30.	screw hex cap Gr5	12	MM04-023
31.	screw hex cap Gr8	4	MM44-033
35*	.002 red shim	4	MM04905-705
35B*	.005 blue shim	4	MM04906-705
40*	key	1	MM05-255
41.	plug	2	MM61-004
42.	bushing	1	MMS1-002
43*	vented plug	1	MM71-001
44*	seal	1	MM25-177
45*	seal	2	MM25-008
46*	o ring	1	MM09-060
47*	o ring	2	MM09-063
54*	.002 red shim	4	MM04903-705
54B*	.005 blue shim	4	MM04904-705
55.	plug	2	MM61-001
56.	plug	2	MM61-024

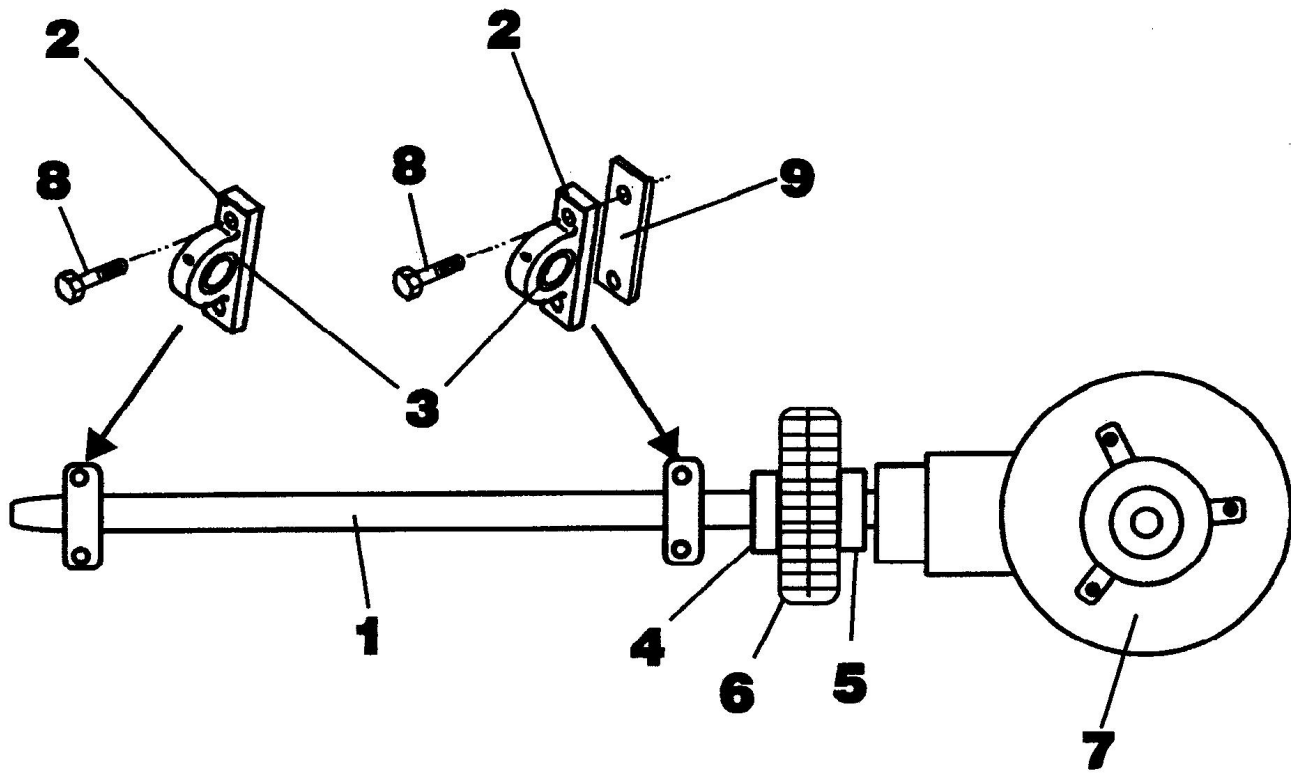
*Asterick are available in repair kit only MM0790

Drive Assembly
 90" and 102" Three Point Offset Flail
 Figure 4



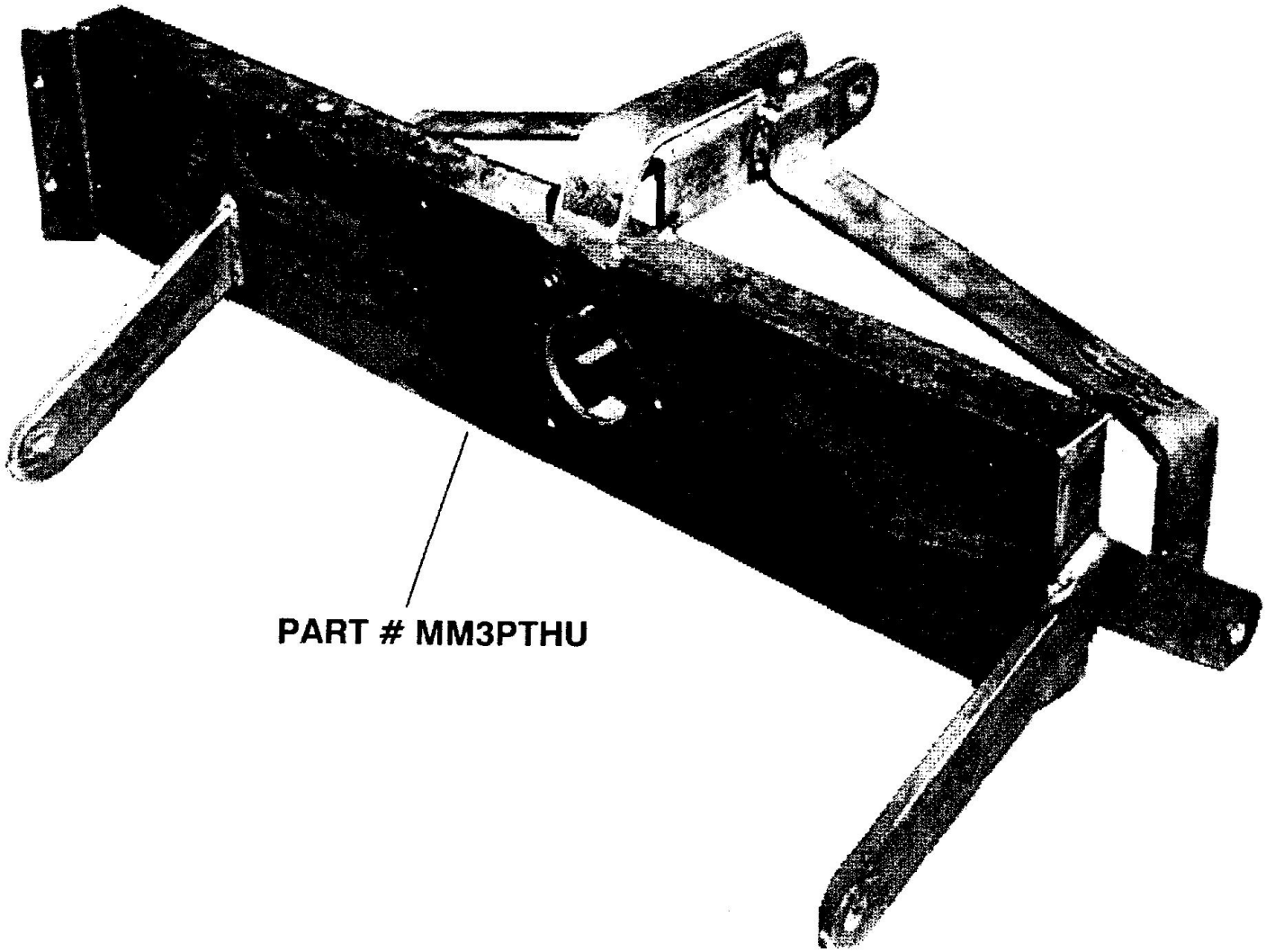
REF NO	PART DESCRIPTION	REQUIRED	PART #
1.	Hub 1 3/8"	1	SFX138
2.	Hub 2 3/16"	1	SFX2316
3.	Pulley 9" 2 groove	1	2C85
3A.	Pulley 7 1/2"	1	2C70
4.	belts	2	C58
5.	Idler-flat face for belts	1	N4D3F
6.	Rod-belt adjusting	1	MM3609
6A.	Spring-3"	1	MM3609A
7.	Washer 1/2"	1	12FW
8.	Nut 1/2"	1	12HHN
9.	Nut 1/2"	1	12LN
10.	Cap screw	6	3816x2HHN
11.	Lock washer 3/8"	6	38LW
12.	Bracket-idler mounting	1	MM3610
13.	1" lock collar for idler shaft	1	SP
NS	Idler shaft	1	N4
NS	Shield mounting bolts	3	3816x2HHN
NS	Grease zerk-idler shaft	1	80024
14.	Drive belt shield	1	MMF1015A

Gear Box
 90" and 102" Three Point Offset Flail
 Figure 5



REF NO	PART DESCRIPTION	REQUIRED	PART #
1.	Shaft 16 1/2" length	1	MM138215
2.	Pillow	2	PRAK138
3.	bearing	2	PG1106KRRB
4.	Hub 1 3/8" sprocket	1	MM189
5.	Hub 1 3/8" sprocket	1	MM189
6.	Chain coupling	1	MM057
7.	Gear case	1	MMF1105
8.	bolt	2	
9.	spacer	1	

Three Point Hook Up Assembly
Figure 6



PART # MM3PTHU